

# 10 Projects to Add Dimension and Style to Your Home

Are you looking for ways to add dimension and style to your home? Look no further! This article features 10 amazing projects that will help you transform your space into a chic and inviting abode.



## Overlay Crochet: 10 Projects Add Dimension and Style to Your Home by Kristi Simpson


★★★★☆ 4.2 out of 5

Language : English  
File size : 51645 KB  
Text-to-Speech : Enabled  
Screen Reader : Supported  
Enhanced typesetting : Enabled  
Print length : 123 pages  
Lending : Enabled




## 1. Create a Gallery Wall

A gallery wall is a great way to add personality and interest to any room. It's also a great way to display your favorite artwork, photos, and travel souvenirs. To create a gallery wall, start by choosing a focal point for the wall. This could be a large piece of artwork, a mirror, or even a window. Then, arrange your smaller pieces around the focal point, using different sizes and shapes to create a visually appealing display.



## 2. Paint an Accent Wall

An accent wall is a great way to add a pop of color and personality to a room. It's also a relatively inexpensive way to update your space. To paint an accent wall, simply choose a color that you love and paint one wall in the room that color. You can also use paint to create a mural or other design on the wall.



### 3. Hang Curtains

Curtains are a great way to add privacy, warmth, and style to a room. They can also be used to control the amount of light that enters the room. When choosing curtains, consider the style of your room and the amount of light you want to let in. You can also use curtains to add a touch of color or pattern to a room.



#### **4. Add a Rug**

A rug is a great way to add warmth, texture, and style to a room. It can also help to define the space and make it feel more inviting. When choosing a rug, consider the size of the room, the style of the furniture, and the amount of traffic the rug will get.




## 5. Install Moldings

Moldings are a great way to add architectural interest to a room. They can be used to frame doorways, windows, and walls. Moldings can also be used to create a wainscoting or other decorative effect. When choosing moldings, consider the style of your home and the overall look you want to achieve.



## **6. Build a Bookshelf**

A bookshelf is a great way to add storage and style to a room. It can also be used to display your favorite books, photos, and other collectibles. To build a bookshelf, you will need some basic woodworking skills and tools. You can also find pre-made bookshelves at most home improvement stores.



## 7. Create a Focal Point

Every room needs a focal point. This could be a fireplace, a large piece of artwork, or even a window with a stunning view. Once you have chosen a focal point, arrange the furniture in the room around it. This will help to draw the eye to the focal point and create a more cohesive look.





## 8. Add Greenery

Greenery is a great way to add life and vitality to a room. It can also help to improve air quality and reduce stress. When adding greenery to a room, choose plants that are well-suited to the amount of light the room receives. You can also use plants to create a focal point or to divide a space.





## 9. Display Artwork

Artwork is a great way to add personality and style to a room. It can also be used to create a focal point or to start a conversation. When choosing artwork, choose pieces that you love and that reflect your personal style. You can also find affordable artwork at thrift stores, flea markets, and online retailers.



## 10. Accessorize

Accessories are the finishing touches that can make a room feel complete. They can be used to add color, texture, and style to a space. When choosing accessories, consider the overall style of the room and the effect you want to create. You can also use accessories to add a touch of your personality to a space.



These are just a few of the many projects you can do to add dimension and style to your home. With a little creativity and effort, you can transform your space into a chic and inviting abode that you'll love to come home to.




## **Overlay Crochet: 10 Projects Add Dimension and Style to Your Home** by Kristi Simpson

★★★★☆ 4.2 out of 5

Language : English  
File size : 51645 KB  
Text-to-Speech : Enabled  
Screen Reader : Supported  
Enhanced typesetting : Enabled  
Print length : 123 pages  
Lending : Enabled

FREE

DOWNLOAD E-BOOK



## Fat Cat Stories: Level At Word Family - A Purrfect Start to Early Reading Adventures!

Introducing the 'At' Word Family with a Dash of Feline Charm Prepare your little ones for a paw-some reading experience with Fat Cat Stories: Level At...



## Unveiling the Treasures of Russian Poetry: The Cambridge Introduction to Russian Poetry

Immerse yourself in the enchanting realm of Russian poetry, a literary treasure that has captivated hearts and minds for centuries. "The Cambridge to Russian..."