


How to Prevent Reading Difficulties in Grades Pre-K: Empowering Young Learners for Success



How to Prevent Reading Difficulties, Grades PreK-3: Proactive Practices for Teaching Young Children to Read (Corwin Literacy) by Mark Weakland

★★★★★ 5 out of 5

Language : English
File size : 22254 KB
Text-to-Speech : Enabled
Screen Reader : Supported
Enhanced typesetting : Enabled
Word Wise : Enabled
Print length : 272 pages



Reading is a fundamental skill that opens countless doors to learning, personal growth, and success. However, some children encounter obstacles in their reading journey, leading to reading difficulties that can hinder their academic and cognitive development. The good news is that early intervention is key to preventing such difficulties, and Pre-K is an ideal time to lay a solid foundation for literacy.

In this comprehensive guide, we will delve into the causes of reading difficulties in Pre-K, discuss the warning signs to watch out for, and provide evidence-based strategies to help you effectively address these challenges. By equipping yourself with this knowledge, you can empower

your preschooler to overcome potential reading barriers and embark on a lifelong journey of literacy and learning.

Causes of Reading Difficulties in Pre-K

Reading difficulties in Pre-K can stem from a combination of factors, including:

- **Phonological Awareness:** The ability to identify and manipulate sounds within words is crucial for reading development. Difficulties with phonological awareness can make it challenging for children to sound out words and decode new ones.
- **Phonics:** The understanding of the relationship between letters and sounds is essential for reading. If a child struggles with phonics, they may have difficulty recognizing and pronouncing words correctly.
- **Vocabulary:** A limited vocabulary can hinder comprehension and make it challenging for children to engage with reading materials. Exposure to a wide range of words through storytelling, conversations, and books is vital for vocabulary development.
- **Cognitive Deficits:** Underlying cognitive issues, such as attention difficulties or processing disorders, can also contribute to reading difficulties. Addressing these cognitive challenges is essential for fostering successful reading.

Warning Signs of Reading Difficulties in Pre-K

Recognizing the early signs of reading difficulties is crucial for timely intervention. Keep an eye out for these warning signs in your preschooler:

- **Difficulty identifying letter sounds**

- **Hesitation or errors when blending sounds together**
- **Problems remembering sight words or high-frequency words**
- **Frequent guessing or skipping words while reading**
- **Difficulty understanding simple stories**
- **Lack of interest or enjoyment in reading activities**

Strategies to Prevent Reading Difficulties in Grades Pre-K

Empowering your preschooler to become a confident reader requires a multi-faceted approach that addresses the underlying causes of reading difficulties. Here are some proven strategies to help your child succeed:

1. Focus on Phonological Awareness

- Sing songs and recite nursery rhymes that emphasize rhyming and alliteration.
- Play word games that involve isolating and manipulating sounds, such as "I Spy" or "Sound Bingo."
- Encourage your child to break down words into smaller sounds and identify the beginning, middle, and ending sounds.

2. Develop Phonics Skills

- Introduce the alphabet and letter-sound relationships through books, songs, and flashcards.
- Practice blending sounds together to form words using letter tiles or magnetic letters.

- Provide opportunities for your child to decode simple words and sentences.

3. Build Vocabulary

- Read aloud to your child regularly, exposing them to a variety of words and concepts.
- Engage in conversations about your child's experiences, asking questions and expanding their vocabulary.
- Play games that encourage vocabulary acquisition, such as "Charades" or "Pictionary."

4. Support Cognitive Development


- Engage your child in puzzles, games, and activities that improve attention, memory, and problem-solving skills.
- Provide opportunities for your child to interact with other children and adults to foster social and cognitive development.
- Consult with a healthcare professional if you suspect any underlying cognitive challenges that may be impacting reading.

5. Foster a Love of Reading

- Create a positive and enjoyable reading environment by making books readily available.
- Read aloud to your child daily, using different voices and expressions to make reading engaging.
- Visit libraries and bookstores together to explore different books and foster a love of reading.

Preventing reading difficulties in Pre-K is a proactive investment in your child's future literacy success. By understanding the causes and warning signs of reading difficulties, and implementing evidence-based strategies, you can empower your preschooler to overcome potential challenges and embark on a lifelong journey of reading enjoyment and success.

Remember, early intervention is key, and the support you provide now will lay a solid foundation for your child's literacy development.




How to Prevent Reading Difficulties, Grades PreK-3: Proactive Practices for Teaching Young Children to Read (Corwin Literacy) by Mark Weakland

★★★★★ 5 out of 5

Language : English
File size : 22254 KB
Text-to-Speech : Enabled
Screen Reader : Supported
Enhanced typesetting : Enabled
Word Wise : Enabled
Print length : 272 pages

FREE

DOWNLOAD E-BOOK



Fat Cat Stories: Level At Word Family - A Purrfect Start to Early Reading Adventures!

Introducing the 'At' Word Family with a Dash of Feline Charm Prepare your little ones for a paw-some reading experience with Fat Cat Stories: Level At...



Unveiling the Treasures of Russian Poetry: The Cambridge Introduction to Russian Poetry

Immerse yourself in the enchanting realm of Russian poetry, a literary treasure that has captivated hearts and minds for centuries. "The Cambridge to Russian..."