


# Teaching Techniques: Tools to Help Your Choir Sound Great

As a choir director, it's your responsibility to guide your singers to vocal excellence. Whether you're working with a small ensemble or a large choir, the techniques and tools outlined in this guide will empower you to elevate their performance to new heights.

## Vocal Quality: The Foundation of a Great Choir

The first step towards a well-balanced choir is ensuring that each singer has a strong vocal foundation. This involves:



### KEY CHORAL CONCEPTS: Teaching Techniques & Tools to Help Your Choir Sound Great (Techniques For Teaching & Conducting High School & Adult Choirs Book 1) by Duane S. Crowther

★★★★☆ 4.7 out of 5

Language : English  
File size : 99069 KB  
Text-to-Speech : Enabled  
Screen Reader : Supported  
Enhanced typesetting : Enabled  
Print length : 243 pages  
Lending : Enabled



- **Proper Breathing:** Teach your singers to breathe deeply and efficiently using diaphragm support.

- **Posture and Body Alignment:** Encourage good posture and body alignment to promote optimal airflow and vocal resonance.
- **Vocal Warm-Ups:** Incorporate regular vocal warm-ups that engage the entire vocal range and prepare the voices for singing.

## **Intonation and Pitch Accuracy: Singing in Harmony**

Intonation is crucial for a cohesive and harmonious choir sound. To improve intonation:

- **Ear Training Exercises:** Develop your singers' musical ear through exercises that train them to identify and match pitches.
- **Pitch Matching Apps:** Utilize technology to support intonation practice with apps that provide real-time feedback.
- **Drone Practice:** Use a drone or sustained note as a reference point for singers to match their pitch.

## **Blend and Balance: Creating a Unified Sound**

Blend is the art of combining individual voices to create a seamless and unified sound. To achieve blend:

- **Vowel Matching:** Guide your singers to match vowel sounds, ensuring consistency in pronunciation and resonance.
- **Dynamic Control:** Teach singers to control their volume and dynamics to maintain a balanced sound.
- **Section Rehearsals:** Divide the choir into sections and focus on blending within each group to improve overall balance.

## Diction and Text Interpretation: Singing with Clarity

Clear diction allows your choir to communicate the meaning of the words they sing. To improve diction:

- **Consonant Focus:** Practice exercises that isolate and emphasize consonants to enhance articulation.
- **Enunciation Drills:** Use tongue twisters and other exercises to improve speech clarity and enunciation.
- **Lyric Interpretation:** Discuss the lyrics with your choir, helping them understand the meaning and emotion behind the words.


## Musicality and Expression: Bringing the Music to Life

Musicality and expression add depth and soul to a choir's performance. To develop these qualities:

- **Style Awareness:** Educate your singers about the historical and cultural context of the music they're singing.
- **Phrasing and Interpretation:** Guide singers in understanding the phrasing and musical intentions of the composer.
- **Expressive Singing:** Encourage singers to explore emotional expression and convey the meaning of the music through their voices.

Teaching Techniques: Tools to Help Your Choir Sound Great is an invaluable resource for choir directors of all levels. By incorporating these techniques and tools into your rehearsals, you will empower your singers to reach their full vocal potential and create a choir that sounds both beautiful and inspiring.


Remember, developing a great choir is an ongoing process that requires patience, dedication, and a passion for music. With the right techniques and a commitment to excellence, you can unlock the transformative power of choral singing and share it with the world.



## **KEY CHORAL CONCEPTS: Teaching Techniques & Tools to Help Your Choir Sound Great (Techniques For Teaching & Conducting High School & Adult Choirs Book 1)** by Duane S. Crowther

★★★★☆ 4.7 out of 5

Language : English  
File size : 99069 KB  
Text-to-Speech : Enabled  
Screen Reader : Supported  
Enhanced typesetting : Enabled  
Print length : 243 pages  
Lending : Enabled



## **Fat Cat Stories: Level At Word Family - A Purrfect Start to Early Reading Adventures!**

Introducing the 'At' Word Family with a Dash of Feline Charm Prepare your little ones for a paw-some reading experience with Fat Cat Stories: Level At...



## Unveiling the Treasures of Russian Poetry: The Cambridge Introduction to Russian Poetry

Immerse yourself in the enchanting realm of Russian poetry, a literary treasure that has captivated hearts and minds for centuries. "The Cambridge to Russian..."