


The Ultimate Guide to Conquering the Math SAT II: Ace Your Test with Step-by-Step Strategies

The Math SAT II, once known as the SAT Subject Test in Mathematics, is an important standardized exam that can significantly impact your college admissions journey. Whether you're applying to Ivy League universities or selective institutions, mastering this test can demonstrate your mathematical aptitude and set you apart from the competition.

The Step-by-Step Ivy Lounge Test Prep Guide to Picking the Right Math SAT II provides everything you need to choose the best Math SAT II test for your specific goals and abilities. With comprehensive guidance, expert insights, and proven strategies, this guide will empower you to:



Math 1 or Math 2? [SAT 2 Math Test Prep]: The Step-by-Step Ivy Lounge Test Prep Guide to Picking the Right Math SAT II Subject Test for YOU by Lisa Pasko

★★★★★ 5 out of 5

Language : English
File size : 5088 KB
Text-to-Speech : Enabled
Screen Reader : Supported
Enhanced typesetting: Enabled
Print length : 58 pages
Lending : Enabled

FREE

DOWNLOAD E-BOOK



- Identify the most suitable Math SAT II section for your strengths and weaknesses
- Create a tailored study plan to maximize your score
- Overcome common pitfalls and build confidence on test day

Understanding the Math SAT II Options

The Math SAT II consists of two separate tests:

1. **Math Level 1:** Emphasizes algebra, geometry, and statistics
2. **Math Level 2:** Covers more advanced topics, including trigonometry, matrices, and calculus

Choosing the right test depends on several factors, including your current math skills, intended college major, and desired score range.

Math Level 1

- Recommended for students who are strong in algebra and geometry
- Typically taken by students applying to social science or business programs
- Average score range: 550-700

Math Level 2

- Recommended for students who excel in math, especially trigonometry and calculus
- Often required or preferred by engineering, science, and mathematics programs

- Average score range: 600-800

Factors to Consider When Choosing

When selecting the Math SAT II, it's crucial to consider the following:

1. **Your Math Skills:** Assess your proficiency in algebra, geometry, trigonometry, and calculus. If you struggle with any of these topics, you may want to choose Math Level 1.
2. **College Major:** Check the entrance requirements for your intended college major. Some programs may require or recommend a specific Math SAT II section.
3. **Target Score Range:** Set realistic score goals based on your abilities and aspirations. If you aim for a high score, Math Level 2 may be more appropriate.

Creating a Tailored Study Plan

Once you've selected the Math SAT II you'll be taking, it's time to create a customized study plan. Here are some key tips:

1. **Identify Your Weaknesses:** Take a practice test to identify areas where you need improvement.
2. **Break Down the Test:** Study each topic separately, focusing on mastering the concepts and practicing the types of problems you're likely to encounter.
3. **Use High-Quality Resources:** Utilize textbooks, online courses, and practice problems designed specifically for the Math SAT II.

4. **Set Realistic Goals:** Break down your study time into manageable chunks and set achievable goals for each session.
5. **Practice Regularly:** Consistency is crucial for success. Aim to practice at least 2-3 hours per week.

Overcoming Common Pitfalls

To maximize your score on the Math SAT II, it's essential to avoid common pitfalls:

- **Lack of Preparation:** Don't rush your studies. Allow ample time to prepare thoroughly.
- **Guessing:** If you're unsure about an answer, it's better to skip it and return to it later.
- **Careless Mistakes:** Pay attention to details and double-check your calculations and answers.
- **Time Management:** Practice managing your time wisely during the exam to ensure you complete all sections.

Building Confidence on Test Day

On test day, confidence is key. Here are a few tips to help you stay focused and perform at your best:


1. **Get a Good Night's Sleep:** Be well-rested and mentally prepared for the exam.
2. **Arrive on Time:** Punctuality will reduce stress and give you time to settle in.

3. **Stay Positive:** Believe in your abilities and approach the test with a positive attitude.
4. **Review Your Notes:** Use the time before the exam to review key concepts and formulas.
5. **Manage Your Time Strategically:** Allocate your time effectively and prioritize the questions you're most confident in.

The Math SAT II is an important standardized exam, but it doesn't have to be intimidating. By carefully choosing the right test, creating a tailored study plan, overcoming common pitfalls, and building confidence on test day, you can achieve the score you need to succeed.

The Step-by-Step Ivy Lounge Test Prep Guide to Picking the Right Math SAT II is your indispensable resource for mastering this essential exam. With its expert guidance and proven strategies, you'll be well-equipped to pick the best test for your goals and excel on test day.

Don't wait any longer. Free Download your copy today and embark on the path to Math SAT II success!




Math 1 or Math 2? [SAT 2 Math Test Prep]: The Step-by-Step Ivy Lounge Test Prep Guide to Picking the Right Math SAT II Subject Test for YOU by Lisa Pasko

★★★★★ 5 out of 5

Language : English
 File size : 5088 KB
 Text-to-Speech : Enabled
 Screen Reader : Supported
 Enhanced typesetting : Enabled
 Print length : 58 pages
 Lending : Enabled


FREE

DOWNLOAD E-BOOK



Fat Cat Stories: Level At Word Family - A Purrfect Start to Early Reading Adventures!

Introducing the 'At' Word Family with a Dash of Feline Charm Prepare your little ones for a paw-some reading experience with Fat Cat Stories: Level At...



Unveiling the Treasures of Russian Poetry: The Cambridge Introduction to Russian Poetry

Immerse yourself in the enchanting realm of Russian poetry, a literary treasure that has captivated hearts and minds for centuries. "The Cambridge to Russian..."