

Unlock the Harmonica's Versatility: Master Different Positions and Methods for Captivating Performances

: Embarking on a Harmonious Journey

The harmonica, a seemingly humble instrument, holds an astonishing range of expressive potential. With its diverse positions and playing techniques, it can conjure melodies that soar, wail, and dance with rhythmic vitality. For aspiring harmonica enthusiasts, the journey begins with a deep dive into these fundamental elements, unlocking a world of sonic possibilities.

Chapter 1: The First Position - A Foundation for Exploration

The first position serves as a bedrock for harmonica mastery. In this position, the holes are played in a straightforward linear fashion, creating a familiar sound that evokes the blues and folk traditions. By manipulating breath control, players can bend notes, add vibrato, and emulate the nuances of human vocals. Mastering the first position provides a solid foundation for exploring the more complex realms of harmonica playing.



HARMONICA FOR BEGINNERS: How to Play the Harmonica in different position and methods

by John McGann

★★★★☆ 4.1 out of 5

Language : English

File size : 663 KB

Text-to-Speech : Enabled

Screen Reader : Supported

Enhanced typesetting : Enabled

Word Wise : Enabled

Print length : 14 pages
Lending : Enabled



Chapter 2: Venturing into the Second Position - Expanding Your Range

The second position unlocks a new dimension of harmonic possibilities. By starting on the second draw hole, players gain access to a wider range of notes and can create more complex melodies. The second position is particularly well-suited for playing fast runs, intricate solos, and jazz-infused licks.

Chapter 3: Discover the World of the Third Position - Unlocking New Timbres

The third position offers a distinct tonal character that sets it apart from the first two positions. Starting on the third blow hole, players can explore a range of minor keys and create haunting melodies. The third position is a favorite among blues and rock harmonica players, as it allows for expressive bending and wailing effects.

Chapter 4: Exploring Alternative Positions - Expanding Your Sonic Palette

Beyond the traditional first, second, and third positions, harmonica players can venture into a vast array of alternative positions. These positions offer unique tonal qualities, allowing players to create unconventional melodies and harmonies. The possibilities are virtually endless, inviting experimentation and the discovery of new sonic territories.

Chapter 5: Mastering Different Playing Methods - Embracing Versatility

In addition to exploring different positions, mastering various playing methods is crucial for becoming a well-rounded harmonica player. From the basic tongue blocking technique to advanced overblowing and overdrawing, each method unlocks a distinctive set of sounds and expressive capabilities. Embracing these techniques empowers players to create a diverse range of musical styles and moods.

Chapter 6: Practical Applications - Unleashing Your Creativity

With a solid understanding of different positions and methods, it's time to apply your newfound knowledge to practical musical scenarios. Learn how to use the harmonica as an accompaniment instrument, craft expressive solos, and navigate different musical genres. The harmonica's versatility shines in various settings, from intimate acoustic performances to high-energy band arrangements.



Chapter 7: The Art of Embellishments - Adding Depth and Expression

Embellishments are the secret ingredients that transform basic playing into captivating performances. From subtle trills and turns to flamboyant shakes and warbles, embellishments add depth, character, and emotion to your playing. Mastering these techniques elevates your performances and leaves a lasting impression on your audience.

Chapter 8: Troubleshooting and Maintenance - Keeping Your Harmonica in Tune

Even the most seasoned harmonica players encounter challenges from time to time. This chapter provides invaluable tips for troubleshooting common issues, such as sticking reeds and out-of-tune notes. Proper maintenance is also essential for preserving the harmonica's longevity and optimal performance. Learn the best practices for cleaning, storing, and tuning your instrument.


Chapter 9: Advanced Techniques and Improvisation - Pushing Creative Boundaries

For aspiring harmonica virtuosos, the journey continues with advanced techniques and improvisation. Dive into the world of diminished chords, chromatic playing, and the art of creating spontaneous melodies. Improvisation allows you to express your unique musical voice and connect with your audience on a profound level.

: A Harmonica Adventure Awaits

The harmonica, with its small frame but boundless sonic potential, invites musicians of all levels to embark on a harmonious adventure. By mastering different positions, playing methods, and advanced techniques, you can

unlock the full spectrum of this captivating instrument. Embrace the versatility of the harmonica and let its melodies inspire, evoke, and captivate audiences far and wide.



HARMONICA FOR BEGINNERS: How to Play the Harmonica in different position and methods


by John McGann

★★★★☆ 4.1 out of 5

Language : English
File size : 663 KB
Text-to-Speech : Enabled
Screen Reader : Supported
Enhanced typesetting : Enabled
Word Wise : Enabled
Print length : 14 pages
Lending : Enabled


FREE

DOWNLOAD E-BOOK



Fat Cat Stories: Level At Word Family - A Purrfect Start to Early Reading Adventures!

Introducing the 'At' Word Family with a Dash of Feline Charm Prepare your little ones for a paw-some reading experience with Fat Cat Stories: Level At...



Unveiling the Treasures of Russian Poetry: The Cambridge Introduction to Russian Poetry

Immerse yourself in the enchanting realm of Russian poetry, a literary treasure that has captivated hearts and minds for centuries. "The Cambridge to Russian...